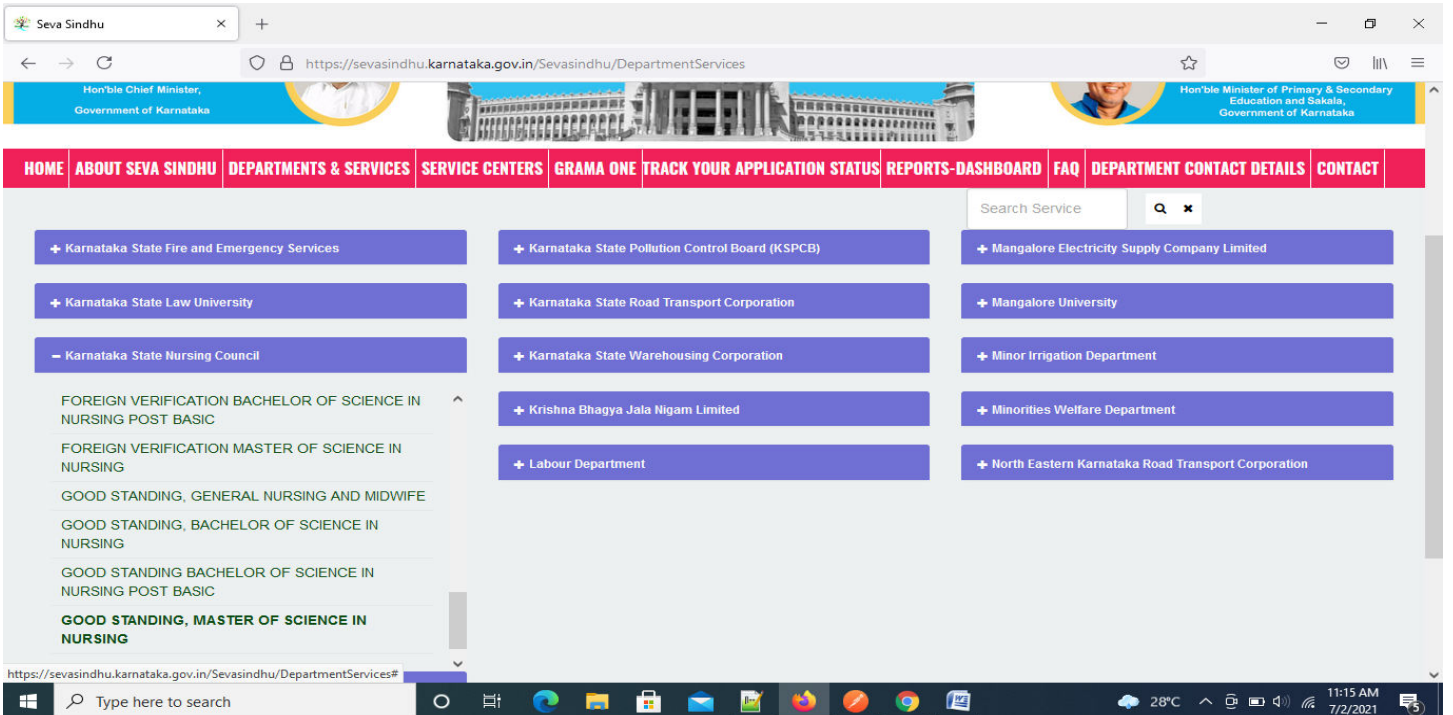


ಕರ್ನಾಟಕ ರಾಜ್ಯ ಶುಶ್ರೂಷ ಪರಿಷತ್  
Karnataka State Nursing Council  
ಗುಡ್‌ಸ್ಟಾಂಡಿಂಗ್, ಮಾಸ್ಟರ್ ಆಫ್ ಸೈನ್ಸ್ ಇನ್ ನರ್ಸಿಂಗ್  
GOOD STANDING, MASTER OF SCIENCE IN NURSING

Step 1: Go to [sevasindhu.karnataka.gov.in](https://sevasindhu.karnataka.gov.in) website and click on **Departments & Services**.



Step 2: Click on **Karnataka State Nursing Council** and select **GOOD STANDING, MASTER OF SCIENCE IN NURSING**. Alternatively, you can search for GOOD STANDING, MASTER OF SCIENCE IN NURSING in the **search** option.



### Step 3 :Click on Apply online.

The screenshot shows a web browser window with the URL <https://sevasindhu.karnataka.gov.in/Sevasindhu/DepartmentServices>. A modal window titled "GOOD STANDING, MASTER OF SCIENCE IN NURSING" is displayed. The modal contains the following information:

- Eligibility:** STUDENT
- Supporting Document:** REQUEST LETTER TO KARNATAKA STATE NURSING COUNCIL KARNATAKA STATE NURSING COUNCIL REGISTRATION CERTIFICATE OF, MASTER OF SCIENCE IN NURSING KARNATAKA WORK EXPERIENCE CERTIFICATE 10TH MARKS LIST MASTER OF SCIENCE IN NURSING, 2ND YEAR MARKS LIST PASSPORT KARNATAKA STATE NURSING COUNCIL REGISTRATION RENEWAL CERTIFICATE OF, MASTER OF SCIENCE IN NURSING
- Application Fee :** 2000
- Service Charge (Free for Online Submission) :**
- Delivery Time (Days) :** 35
- Procedure for applying:**
  1. Applicant logs into Seva Sindhu portal.
  2. Applicant provides the user credentials provided by Drugs Control Department to apply for this service
  3. Applicant submits the application on Seva Sindhu portal along with necessary supporting documents and makes the payment for the service.
  4. Applicant to provide clarification through re-submission of documents if requested by the Department
  5. The approving authority approves and applicant collects the digitally signed certificate or the approving authority rejects and applicant collects the endorsement stating reasons for rejection

An "Apply Online" button is visible at the bottom right of the modal. The browser's taskbar shows the time as 11:15 AM on 7/2/2021.

### Step 4: Enter the username, password/OTP, captcha and click on Log In button.

The screenshot shows the login page of the Seva Sindhu portal. The URL is [serviceonline.gov.in/karnataka/directApply.do?servicel=1456](https://serviceonline.gov.in/karnataka/directApply.do?servicel=1456). The page contains the following fields and buttons:

- Username field: 9611106670
- Password field: masked with dots
- GET OTP button
- Captcha image: 153836
- OTP input field: 153836
- LOG IN button
- Forgot Password ? link
- Don't have an account? Register HERE link

The browser's taskbar shows the time as 11:51 AM on 5/17/2021. An "Activate Windows" watermark is visible in the bottom right corner.

## Step 5: Fill the Applicant Details.

The screenshot shows the application form for the Karnataka State Nursing Council. The header includes the council's name in Kannada and English: "ಕರ್ನಾಟಕ ರಾಜ್ಯ ಶುಶ್ರೂಷ ಪರಿಷತ್ತು KARNATAKA STATE NURSING COUNCIL" and "ಗುಡ್ ಸ್ಟಾಂಡಿಂಗ್, ಮಾಸ್ಟರ್ ಆಫ್ ಸೈನ್ಸ್ ಇನ್ ನರ್ಸಿಂಗ್ Good Standing, Master of Science in Nursing". The form fields are as follows:

Field Name	Value / Selection
ನೋಂದಣಿ / Registration For	Please Select
ಮಾದರಿ / Type	Please Select
ಶೀರ್ಷಿಕೆ / Title	Please Select
ಹೆಸರು / Name	Shilpa V
ಇಮೇಲ್-ಐಡಿ / Email ID	
ಕೋರ್ಸ್ ಪ್ರಕಾರ / Course Type	Please Select
ವೃತ್ತಿ / Profession	Please Select
ಲಿಂಗ / Gender	Please Select
ರಕ್ತ ಗುಂಪು / Blood Group	Please Select
ಮೊಬೈಲ್ ಸಂಖ್ಯೆ / Mobile Number	

## Step 6: Verify the details. If details are correct, select the **checkbox ("I Agree")**&Submit.

The screenshot shows the document verification step. It includes a note and a word verification section.

**NOTE:**

- Please proceed to slot booking service in Seva Sindhu to book an appointment for document verification. / ದಾಖಲೆ ಪರಿಶೀಲನೆಗಾಗಿ ಅಪಾಯಿಂಟ್‌ಮೆಂಟ್ ಕಾಯ್ದಿರಿಸಲು ದಯವಿಟ್ಟು ಸೇವಾ ಸಿಂಧು ಸೈಟ್ ಬುಕಿಂಗ್ ಸೇವೆಗೆ ಮುಂದುವರಿಯಿರಿ
- Please carry all the original documents mandatory documents and uploaded documents during verification. / ದಯವಿಟ್ಟು ಪರಿಶೀಲನೆಯ ಸಮಯದಲ್ಲಿ ಎಲ್ಲಾ ಮೂಲ ದಾಖಲೆಗಳು - ಕಡ್ಡಾಯ ದಾಖಲೆಗಳು ಮತ್ತು ಅಪ್‌ಲೋಡ್ ಮಾಡಿದ ದಾಖಲೆಗಳನ್ನು ಒಯ್ಯಿರಿ

**Word verification**

524175

Please enter the characters shown above

524175

Buttons: Draft, Submit, Close, Reset

Footer: MINISTRY OF PANCHAYATI RAJ, Digital India, data.gov.in, .gov.in, DeltY, PMINDIA

**Step 7:** A fully filled form will be generated for user verification, If you have any corrections click on **Edit** option, Otherwise proceed to **Attach Annexures**

**Application Form**

Registration For / ನೋಂದಣಿ:	Permanent
Type / ವಿಧ:	Normal
If Already registered enter old reg number as per KSNC registration number / ಈಗಾಗಲೇ ನೋಂದಾಯಿಸಿದ್ದರೆ ಕೆಎನ್‌ಎನ್‌ಸಿ ನೋಂದಣಿ ಸಂಖ್ಯೆಯ ಪ್ರಕಾರ ಹಳೆಯ ನೋಂದಣಿ ಸಂಖ್ಯೆಯನ್ನು ನಮೂದಿಸಿ:	
If already registered add registration date / ಈಗಾಗಲೇ ನೋಂದಾಯಿಸಿದ್ದರೆ ನೋಂದಣಿ ದಿನಾಂಕವನ್ನು ಸೇರಿಸಿ:	
Title / ಶೀರ್ಷಿಕೆ:	Ms
Name / ಹೆಸರು:	Shilpa V
Email ID / ಇಮೇಲ್ ಐಡಿ:	GFB@GMAIL.COM
Course Type / ಕೋರ್ಸ್ ಪ್ರಕಾರ:	ANM
Profession / ವೃತ್ತಿ:	Auxiliary Nursing Midwives
Gender / ಲಿಂಗ:	Female
Blood Group / ರಕ್ತ ಗುಂಪು:	A +ve
Mobile Number / ಮೊಬೈಲ್ ಸಂಖ್ಯೆ:	7894561230
Parent/ Spouse Name /ಪೋಷಕರು / ಸಂಗಾತಿಯ ಹೆಸರು:	DFFGH
Date of birth /ಹುಟ್ಟಿದ ದಿನಾಂಕ:	22/06/1999
Place of birth / ಹುಟ್ಟಿದ ಸ್ಥಳ:	BJSDBJKF
Nationality / ರಾಷ್ಟ್ರೀಯತೆ:	Indian
Eligibility to vote / ಮತ ಚಲಾಯಿಸಲು ಅರ್ಹತೆ:	Eligible
dob:	18-05-1998

**Step 8 :** Click on **Attach Annexures**.

**NOTE:**

- Please proceed to slot booking service in Seva Sindhu to book an appointment for document verification. / ದಾಖಲೆ ಪರಿಶೀಲನಾಕಿ ಅಪಾಯಿಂಟ್‌ಮೆಂಟ್ ಕಾಯ್ದಿರಿಸಲು ದಯವಿಟ್ಟು ಸೇವಾ ಸಿಂಧುವಲ್ಲಿ ಸ್ಲಾಟ್ ಬುಕಿಂಗ್ ಸೇವಾಗೆ ಮುಂದುವರಿಯಿರಿ
- Please carry all the original documents mandatory documents and uploaded documents during verification. / ದಯವಿಟ್ಟು ಪರಿಶೀಲನೆಯ ಸಮಯದಲ್ಲಿ ಎಲ್ಲಾ ಮೂಲ ದಾಖಲೆಗಳು - ಕಡ್ಡಾಯ ದಾಖಲೆಗಳು ಮತ್ತು ಅಪ್‌ಲೋಡ್ ಮಾಡಿದ ದಾಖಲೆಗಳನ್ನು ಒಯ್ಯಿರಿ

I Agree :  Yes

**Additional Details**

Apply to the Office: KARNATAKA STATE NURSING COUNCIL (STATE)

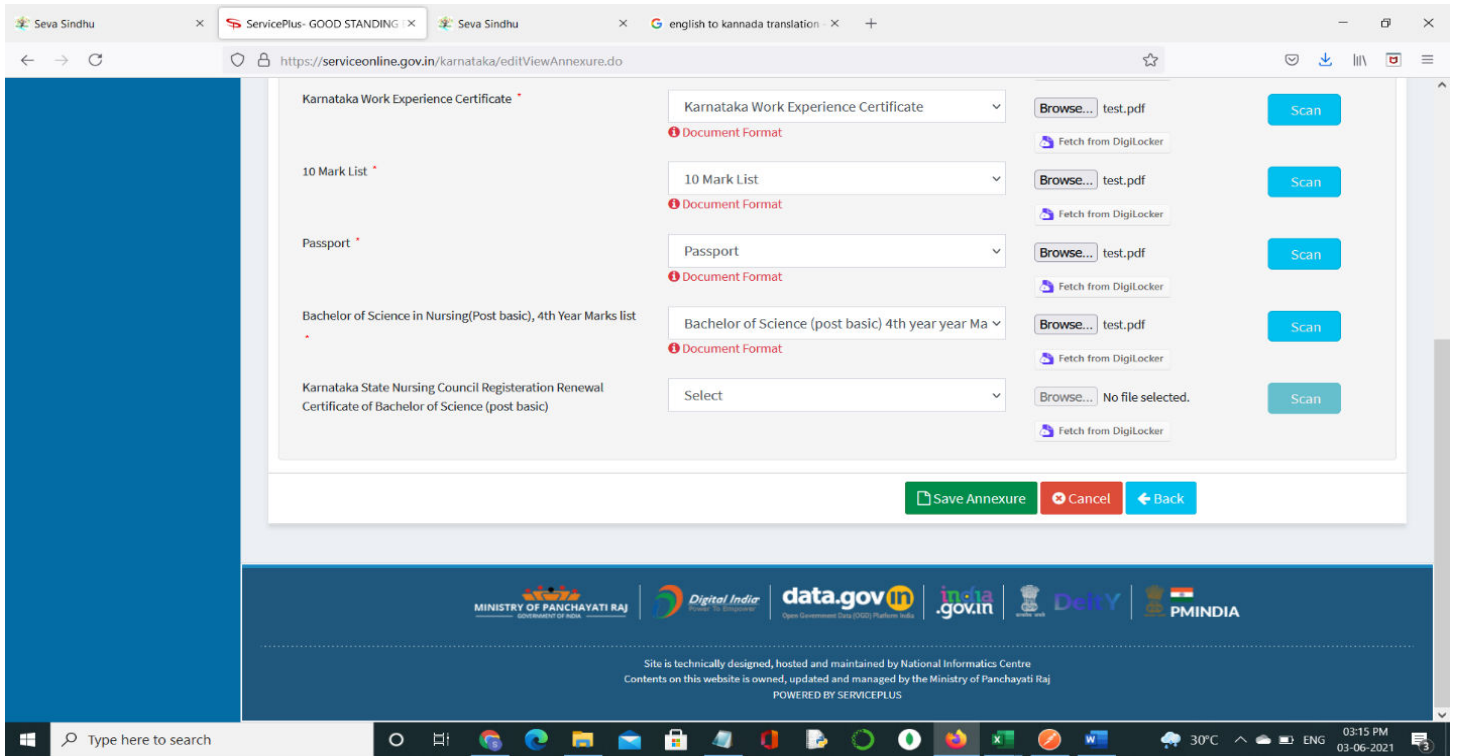
Draft Reference No: Draft\_NC810S/2021/00022

03/6/2021 11:12:10 IST http://serviceonline.gov.in/karnataka

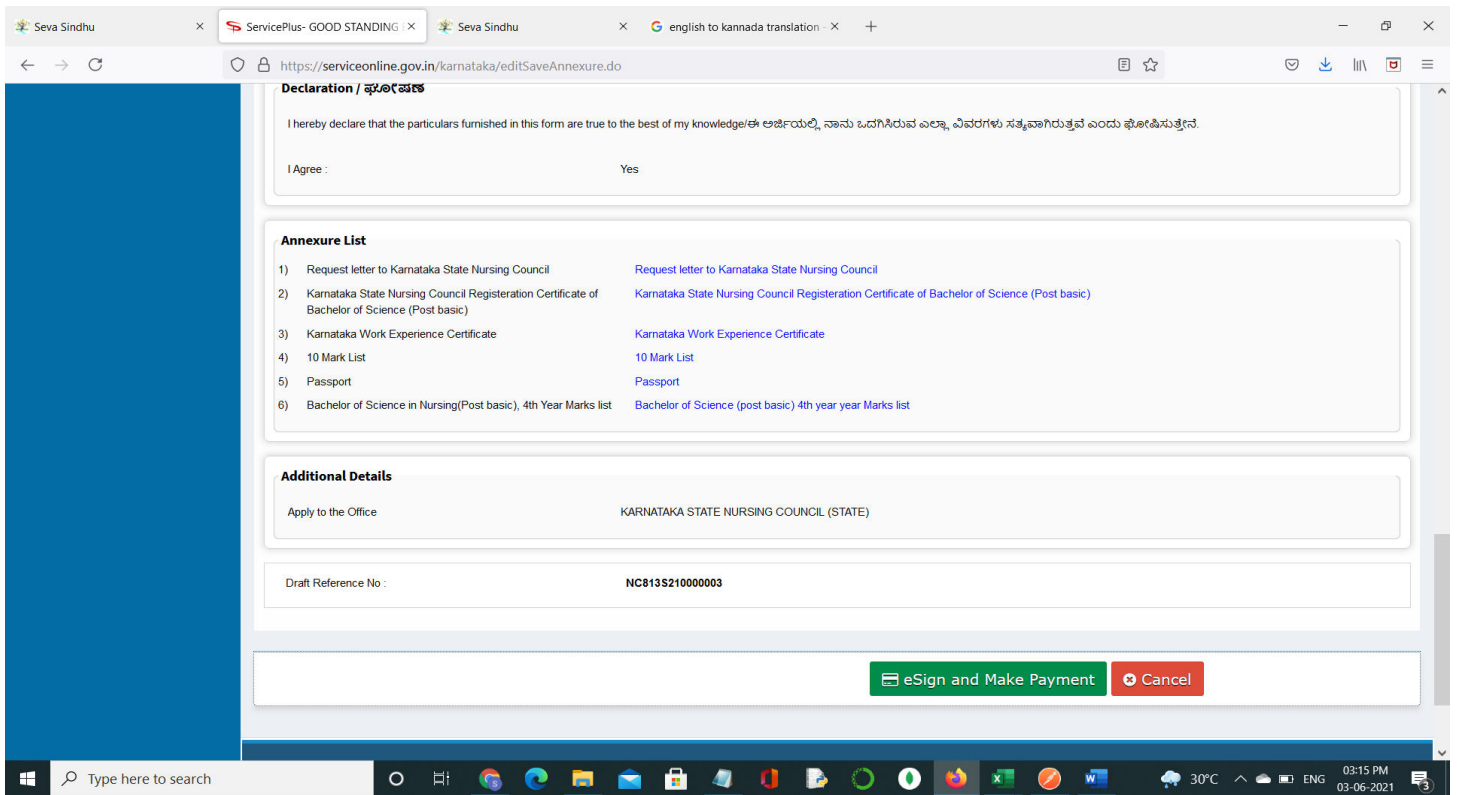
Site is technically designed, hosted and maintained by National Informatics Centre  
 Contents on this website is owned, updated and managed by the Ministry of Panchayati Raj  
 POWERED BY SERVICEPLUS



**Step 9: Attach the annexures and click on Save Annexures.**



**Step 10 :Saved annexures will be displayed and click on eSign and Make Payment to proceed.**



**Step 11 :** Click on I agree with above user consent and eSign terms and conditions and Select authentication type to continue.

Consent Authentication Form

I hereby state that I have no objection in authenticating myself with Aadhaar based authentication system and consent to providing my Aadhaar number along with the authentication details for the purposes of availing "Land Holding Certificate / ಭೂ ಹಿಡುವಳಿ ಪ್ರಮಾಣ ಪತ್ರ" by eSigning Application form and Enclosure(s). I understand that the OTP I provide for authentication shall be used only for authenticating my identity through the Aadhaar Authentication system, for obtaining my e-KYC through Aadhaar e-KYC service and for the issuance of Digital Signature Certificate (DSC) for this specific transaction and for no other purposes. For the creation of DSC, I understand that the options that I have chosen are the ones that shall be populated in the DSC generated by the CA and I provide my consent for the same. I also understand that the following fields in the DSC generated by the CA are mandatory and I give my consent for using the Aadhaar provided e-KYC information to populate the corresponding fields in the DSC.

1. Common Name (name as obtained from e-KYC)
2. Unique Identifier (hash of Aadhaar number)
3. Pseudonym (unique code sent by UIDAI in e-KYC response)
4. State or Province (state as obtained from e-KYC)
5. Postal Code (postal code as obtained from e-KYC)
6. Telephone Number (hash of phone as obtained from e-KYC)

I understand that ServicePlus shall ensure security and confidentiality of my personal identity data provided for the purpose of Aadhaar based authentication.

I agree with above user consent and eSign terms and conditions

Select authentication type to continue

OTP Download Document

**Step 12 :** Enter Aadhaar Number and click on get OTP.

Ministry of Electronics and Information Technology  
Government of India

Digital India  
Power To Empower

सी डैक  
CDAC  
Centre for Development of Advanced Computing

You are currently using C-DAC eSign Service and have been redirected from

Hastakshar  
हस्ताक्षर  
C-DAC's eSign Service

Aadhaar Based e-Authentication

Enter Your Virtual ID / Aadhaar Number [Get Virtual ID](#)

Enter Your Aadhaar OTP [View Document Information](#)

Get OTP Cancel [Not Received OTP? Resend OTP](#)

Activate Windows  
Go to Settings to activate Windows.

**Step 13 : Enter OTP and click on Submit.**

The screenshot shows a web browser window with the URL `esignservice.cdac.in/esign2.1/OTP`. The page features logos for the Ministry of Electronics and Information Technology, Digital India, and C-DAC. A message states: "You are currently using C-DAC eSign Service and have been redirected from". Below this is the "Hastakshar" logo and the text "C-DAC's eSign Service". The main form is titled "Aadhaar Based e-Authentication" and contains the following fields and elements:

- Aadhaar Number: `472245377750`
- Virtual ID: `*****`
- Consent:  I have read and provide my [consent](#)
- Buttons: [View Document Information](#), [Submit](#), [Cancel](#), and [Resend OTP](#) (with the text "Not Received OTP?").

The Windows taskbar at the bottom shows the time as 4:19 PM on 5/19/2021.

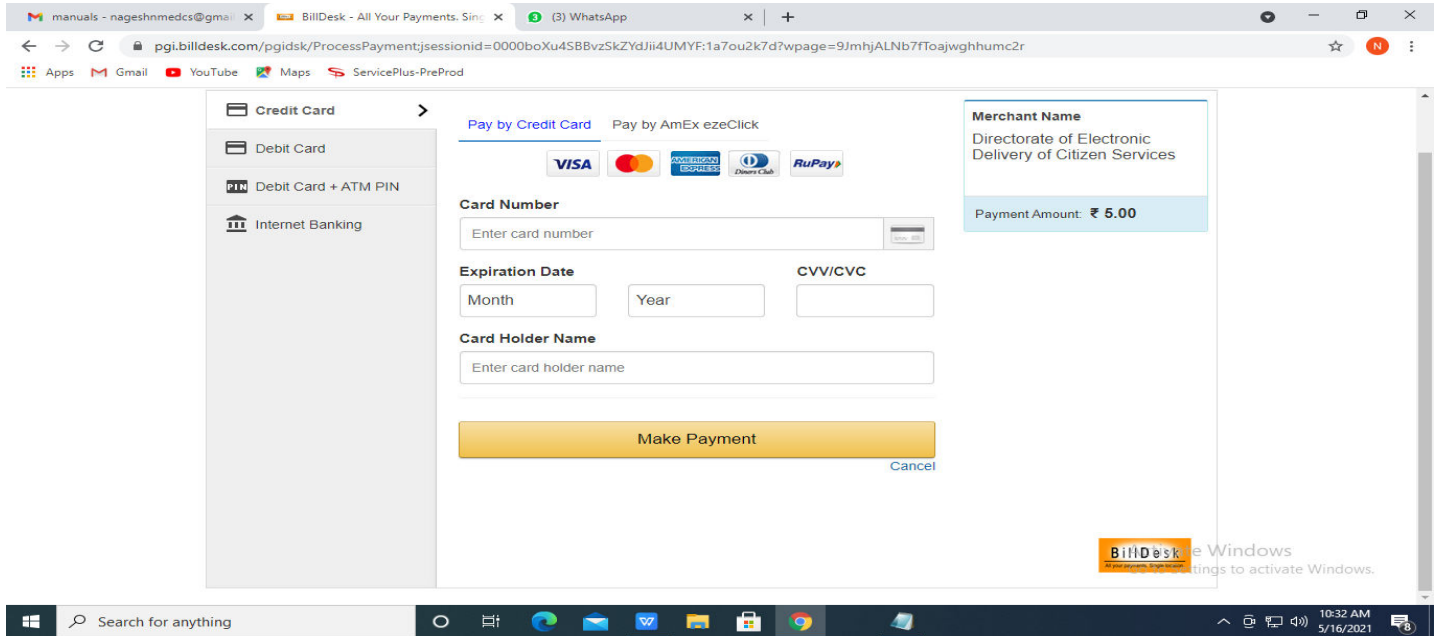
**Step 14 :Select the Mode of Payment and click on Make Payment to proceed.**

The screenshot shows the ServicePlus application interface. The URL is `serviceonline.gov.in/configureka/proccedToPayment.do?OWASP_CSRFTOKEN=435M-IJDE-AI6F-17LP-IDIY-JSH-2HGT-PRA2`. The page title is "APPLICATION FOR DUPLICATE DEGREE CERTIFICATE". The "PAYMENT DETAILS" section includes:

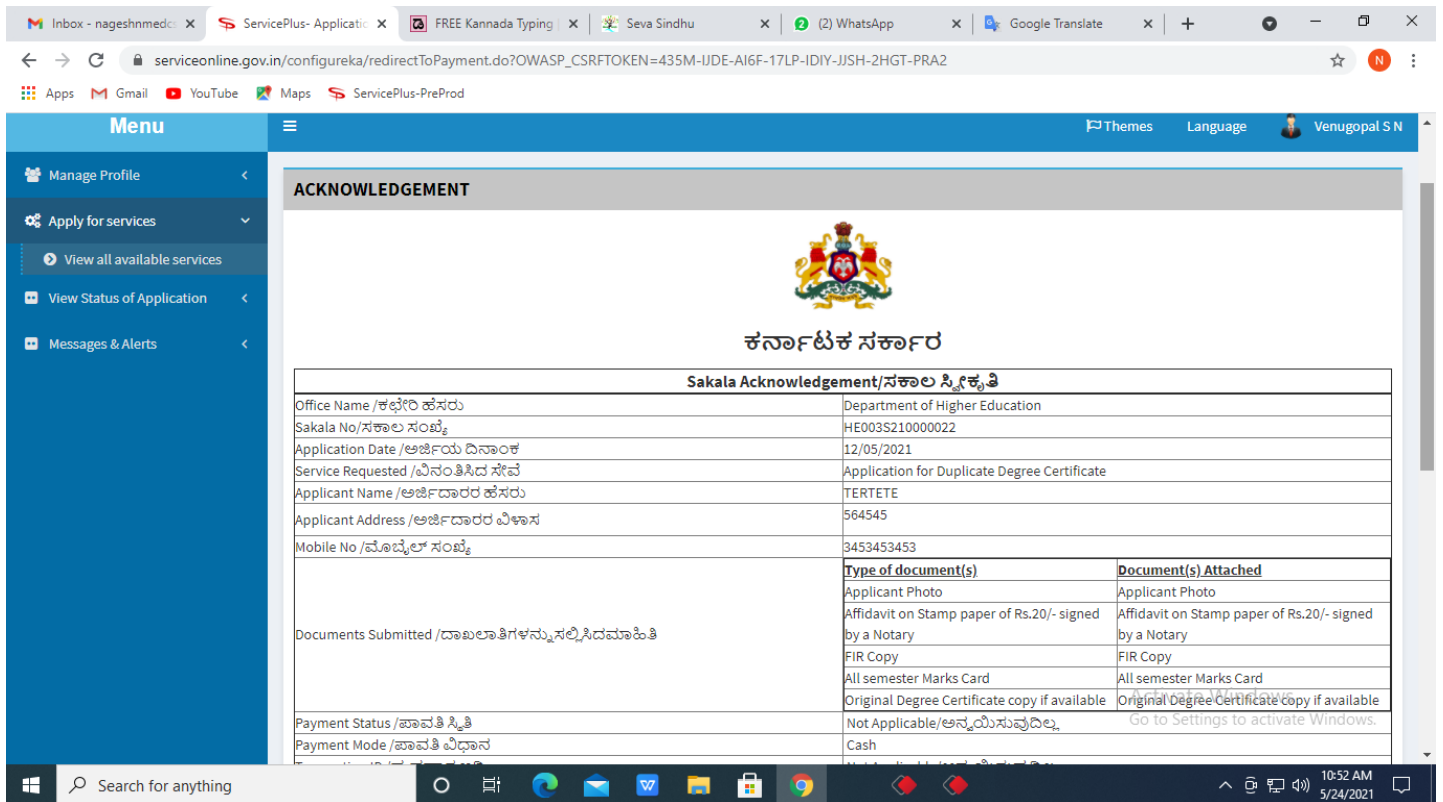
- Mode Of Payment:  Paytm,  Bill Desk Payment,  Cash
- Application Fee: 1845.0
- Total Amount to be paid (in Rs.): 1845.0
- Receipt No. \*: `df`
- Payment Date \*: `12/05/2021` (with a calendar icon and the note "(Select last 20 days from current date)")

At the bottom right, there are three buttons: [Make Payment](#) (green), [Reset](#) (blue), and [Cancel](#) (red). The Windows taskbar at the bottom shows the time as 10:51 AM on 5/24/2021.

**Step 15 :** Select preferred payment method (Credit Card/Debit Card/Internet Banking), enter the required details and click on make payment.



**Step 16 :** After payment is successful, acknowledgement will be generated. Acknowledgement consists of applicant details, application details and the payment details for applicant's reference.





**Step 17 :**To download the certificate, go to the [sevasindhu.karnataka.gov.in](https://sevasindhu.karnataka.gov.in) and click on **Registered Users Login Here.**

Seva Sindhu

Call Center Number - 8088304855/ 6361799796 /9380204364 / 9380206704 - 9AM TO 6PM (Except Government Holidays)

**RAISE YOUR COMPLAINT**

**NEW USERS REGISTER HERE**

**REGISTERED USERS LOGIN HERE**

**✓CHECK YOUR APPLICATION STATUS FOR REVENUE DEPARTMENT**

Enter Application No.

**✓NUMBER OF TRANSACTIONS**

11085456

**WHAT'S NEW**

- Apply for Sindhutva Pramana Patra (ONLY FOR APPLICANTS WHO HAVE RECEIVED SMS)
- Application for Family ID/New NPHH (APL) Ration Card
- Procedure to fix "Invalid Transaction for e-sign process" in Firefox browser
- Promotional Campaigns
- Click here for GramOne Franchises
- E-sign process

Help | Feedback form | Sevasindhu Video Manual | Page last updated on: 11-June-2021 3.00PM | Website visitor count is 3 8 9 1 6 4 5 9 | Site Map | Website policy

**Step 18 :**Once the login page is open, enter your username, password/OTP, captcha and click on **Submit.**

ಸೇವಾ ಸಿಂಧು SEVA SINDHU

**Apply for Service**

9611106670

.....

552519  Type here

Forgot Password | New user ? Register here | Know Your Eligibility

**Check Your Application Status**

Select Department

Select Service

Enter your Application ID

© All Rights Reserved

Powered by SERVICEPLUS

**Step 19** :Click on **View Status of Application** --> **Track application status**. Enter Application Reference Number (you can refer to Acknowledgment/SMS to get Application Reference Number) and click on **Get Data**.

serviceonline.gov.in/karnataka/citizenServiceList.do

ServicePlus  
Metadata-based Integrated eService Delivery Framework

View Status Of Application / Track Application Status

From Date: 24/03/2021 To Date: 24/05/2021

App Ref No. ES002S210000027

Get Data

**Step 20** :Check Current Status of the application. If it is delivered, Click on **Delivered**.

serviceonline.gov.in/karnataka/applicationTrackStatus.do

View Status Of Application / Track Application Status

From Date: 24/03/2021 To Date: 24/05/2021

App Ref No. ES002S210000027

Get Data

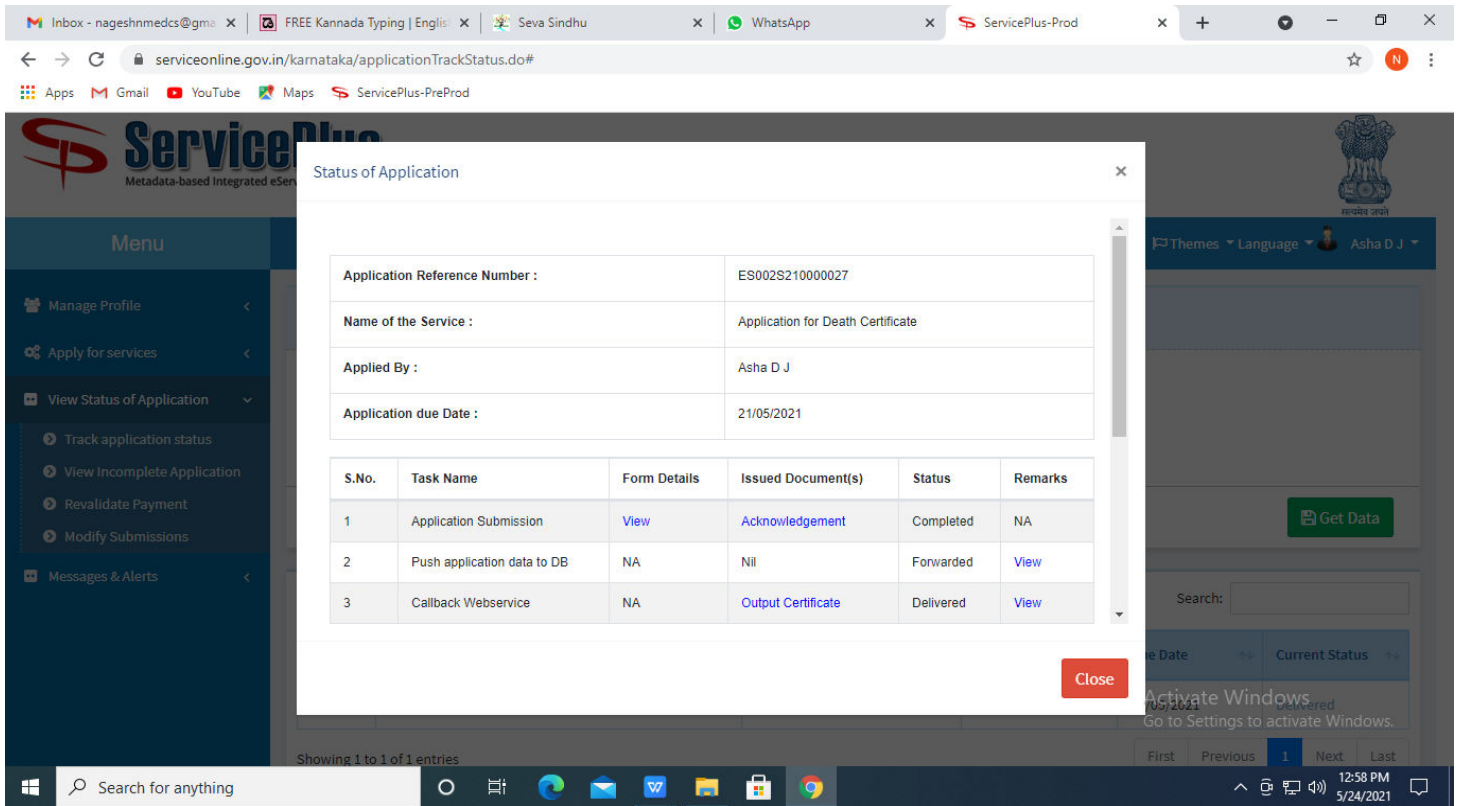
Show 10 entries Search:

SNo	Service Name	Application Reference No	Submission Date	Due Date	Current Status
1	Application for Death Certificate	ES002S210000027	20/05/2021	21/05/2021	Delivered

Showing 1 to 1 of 1 entries

First Previous 1 Next Last

## Step 21 :Under Issue Document(s), click on **Output Certificate**.



ServicePlus  
Metadata-based Integrated eSer

Menu

- Manage Profile
- Apply for services
- View Status of Application
  - Track application status
  - View Incomplete Application
  - Revalidate Payment
  - Modify Submissions
- Messages & Alerts

Status of Application

Application Reference Number : ES002S210000027

Name of the Service : Application for Death Certificate

Applied By : Asha D J

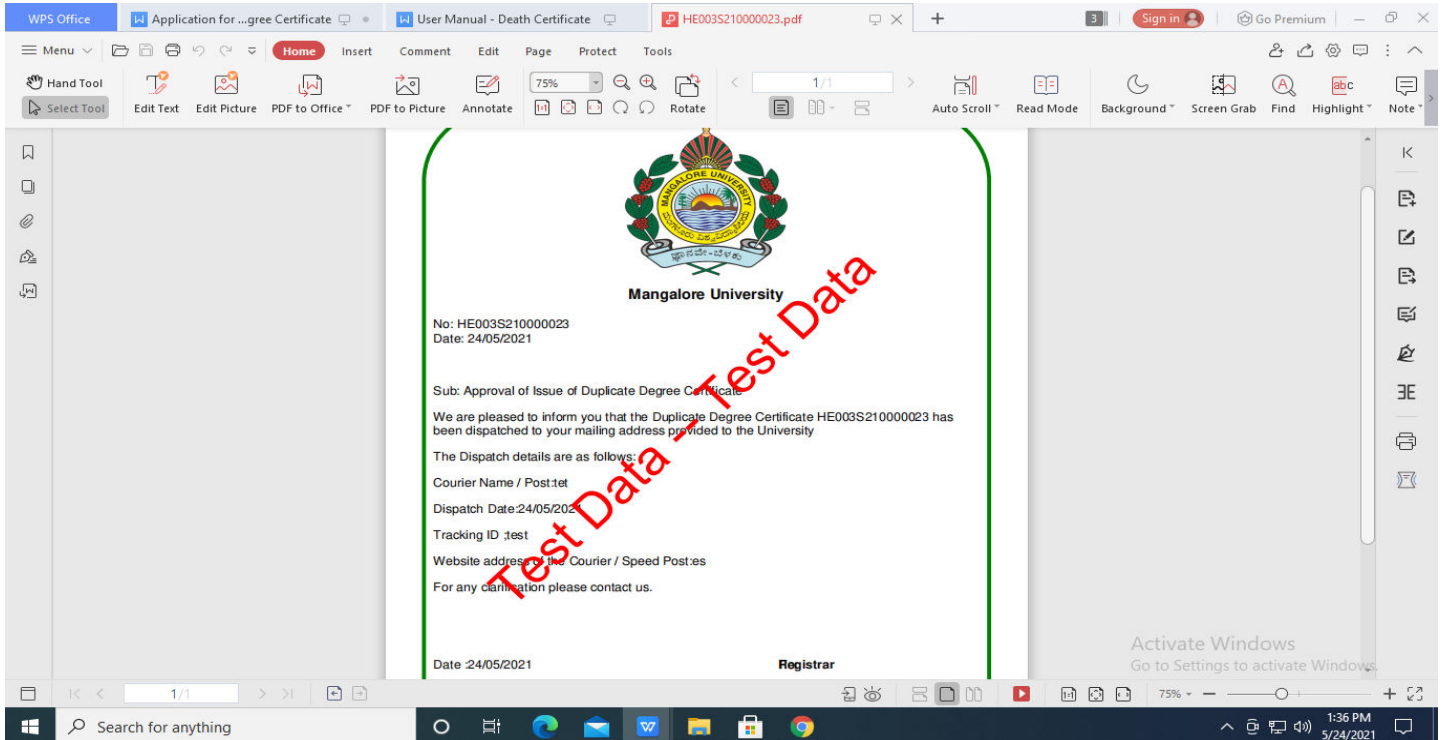
Application due Date : 21/05/2021

S.No.	Task Name	Form Details	Issued Document(s)	Status	Remarks
1	Application Submission	<a href="#">View</a>	<a href="#">Acknowledgement</a>	Completed	NA
2	Push application data to DB	NA	Nil	Forwarded	<a href="#">View</a>
3	Callback Webservice	NA	<a href="#">Output Certificate</a>	Delivered	<a href="#">View</a>

Showing 1 to 1 of 1 entries

Close

## Step 22 :GOOD STANDING, MASTER OF SCIENCE IN NURSINGOutput Certificate will be downloaded. You can print the certificate if required.



WPS Office

Application for ...gree Certificate

User Manual - Death Certificate

HE003S210000023.pdf

Home Insert Comment Edit Page Protect Tools

Hand Tool

Select Tool Edit Text Edit Picture PDF to Office™ PDF to Picture Annotate

75% 1/1

Auto Scroll™ Read Mode Background™ Screen Grab Find Highlight™ Note™

Mangalore University

No: HE003S210000023  
Date: 24/05/2021

Sub: Approval of Issue of Duplicate Degree Certificate

We are pleased to inform you that the Duplicate Degree Certificate HE003S210000023 has been dispatched to your mailing address provided to the University

The Dispatch details are as follows:

Courier Name / Post: tet

Dispatch Date: 24/05/2021

Tracking ID : test

Website address of the Courier / Speed Post: es

For any clarification please contact us.

Date : 24/05/2021

Registrar

Test Data / Test Data

Activate Windows  
Go to Settings to activate Windows.

1:36 PM  
5/24/2021